

# Beyond Social Services Progress Brief - 2014



## Who we are

Beyond Social Services is a charity with a mission to curb delinquency among children and youths from less privileged backgrounds. We take a long-term view of our work and keep in touch with these young people until they are 25 years old. The intended impact of our work is that at 25, they will be responsible citizens who are not troubled by the social and economic problems they had when we first met them.

## Why this is important

The social mobility of these young people is threatened. Their positive development is hindered by challenges in their family which include the inability to meet basic household expenses, poor health and conflicts with law and authority. Moreover, in the context of Singapore's significant income disparity, their families may not have the resources or relationships to participate in mainstream Singapore life. Nonetheless, these young people are resilient and they have dreams and aspirations. With appropriate

support from the community, many move beyond their unfortunate circumstances.

## How we do it

We believe that delinquent behaviours are not inherent in young people but a product of their environment. Hence, we are currently operating in 5 different rental housing areas with a view to facilitating mutual help and cultivating a strong community spirit among residents. We believe that when more residents begin looking out for each other, their efforts will contribute towards creating a neighbourhood where children and youths are resilient against negative influences. **It takes a village to raise a child and we are nurturing villages that raise their children well.**



***Our coverage: Beyond is in 5 Neighbourhoods comprising 27 rental blocks and 6,278 rental units***

Total numbers reached	
Number of families	2331
Number of persons	9631
Number of children and youths	5961
Number of parents and caregivers we have contacted*	3670

## Growth of our village

To bring about neighbourhoods that look out for children, the organisation as a whole focuses on 8 outcomes, which help us monitor the growth of villages that raise their children well. These outcomes aim to:

- (1) Help young people and their families help themselves
- (2) Encourage mutual support among neighbours, and
- (3) Facilitate support from the wider community

*\*Numbers include all adults living in the same household and not all parents and care-givers benefit directly from a service or programme.*

## Conclusion

The quantitative measure of success is that at 25 years old, the children and youth achieve social and economic stability. An on-going study that we are undertaking will assist in tracking our vision: **“Every child and youth in Singapore, despite a disadvantaged background has the opportunity to refuse a lifestyle of delinquency and welfare dependency.”** The indicators in this report help us keep track of our community building approach, which is successful when children, youths and their families work with volunteers to define roles and

responsibilities within a problem solving plan they have co-created.

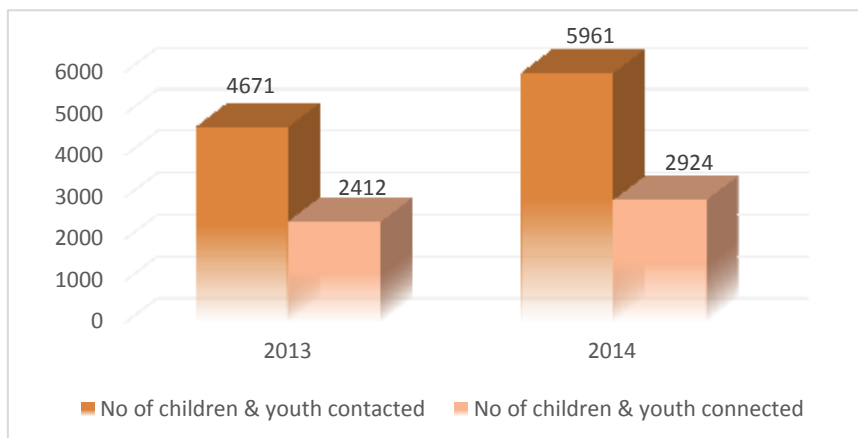
This is important because when our children, youth and families develop stronger supportive ties in the community they will be less dependent on a welfare system. These friendships narrow the social divide at the person-to-person level and reduce the likelihood of problems associated with marginalisation.

## **(1) Outcomes that help young people and their families help themselves**

### ***A long-term engagement and friendship with children and youth until they are 25***

We contact young people and connect them to programmes, resources and people with their best interest at heart. Our reach increased in 2014.

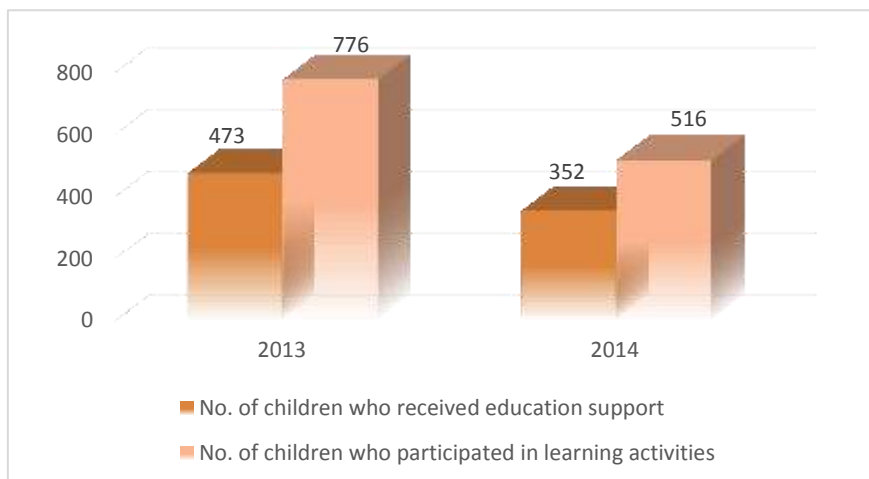
We made contact with 5961 young people below 25 years old that came from 2331 families. 2924 (49%) were actively engaged in educational, social and other developmental programmes that were an important protective factor against anti-social behaviours.



### ***A culture of learning and education***

We facilitate the active participation of children, youth and their families in educational activities, an important social leveller.

We focused on children below 12 years old. For primary school children who found it difficult coping with school work, we strengthened their foundational learning skills, their ability to participate in a structured learning environment and engaged their parents in our endeavour. 42.7% of parents volunteered in some capacity. Some helped at our classes and educational outings while others participated in discussions and activities that recognised their children's efforts.

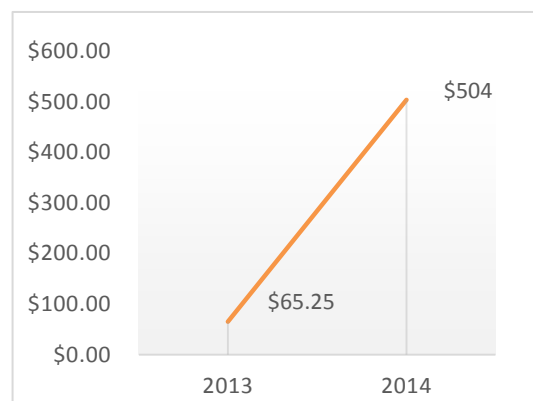


Another key outcome we monitored was the attendance rate at our early childhood education programme. This is crucial as children without adequate early childhood education are usually not ready for formal education. We managed to hit 75% attendance for the second year running. This was up from 69% in 2012. Parents continue to be supported by their community, volunteers and staff to keep their children in school despite their struggles.

### ***A culture of employment***

Economic success reduces isolation and increases participation in the mainstream. Caregivers who are gainfully employed are more likely to meet basic needs of children and youths in their households.

A job club with 212 members provided the context for people to cooperate for mutual benefit and to be linked to employment and training opportunities. We succeeded in bringing the average monthly income up to \$504 from \$65.25 the previous year. This was achieved by 70% of job club members holding jobs for at least 6 months and 27 members engaged in ad-hoc and seasonal projects.



### ***Increased family involvement and competence in resolving difficulties***

We support overstressed and under supported families to fulfil their responsibilities with the help of their relatives, friends and volunteers.

We journeyed with 152 out of 201 families whose difficulties came to our attention. We supported families to strengthen their social support and be better integrated in their community. We tracked our progress by the number of families we reached, the families' ability to continue caring for their children, and the level of support from the community.

<b>%</b>	<b>Issues families faced</b>
24%	Youth In Conflict with the law, authority and peers
22%	School-related difficulties
16%	Care & Supervision of children
11%	Financial Difficulties
9%	Family Conflict
6%	Parenting
3%	Neighbourhood Concerns
3%	Substance Use
6%	Others

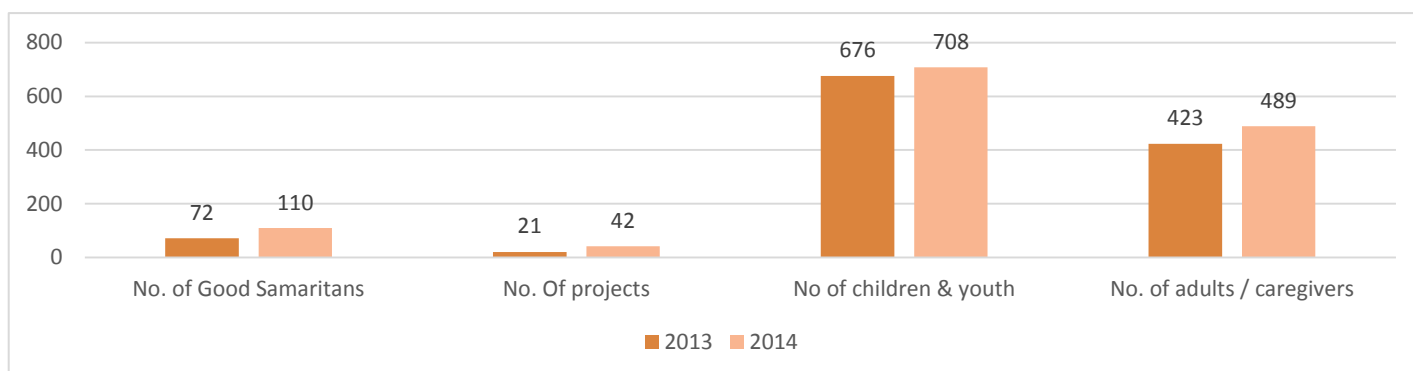
<b>Description</b>	<b>Total</b>
Number of families reached	<b>201</b>
<ul style="list-style-type: none"> <li>Number of Adults (from 201 families)</li> </ul>	<b>281</b>
<ul style="list-style-type: none"> <li>Number of children and youth 0-25 (from 201 families)</li> </ul>	<b>460</b>
Number of families who gave us the mandate to support them on their presenting issues	<b>152</b>
Percentage of families whose children were prevented from out-of-home care	<b>92%</b>
Percentage of families who formed new friendships with neighbours and volunteers from the wider community	<b>32%</b>

## **(2) Outcomes that encourage mutual support among neighbours**

### *A restorative climate within the neighbourhoods we work in*

We foster neighbourhoods that take a restorative approach towards young offenders and families with multiple problems. With the support of 110 residents we call Good Samaritans, we facilitated 42 projects addressing concerns related to youths in conflict with law, authority and peers, the care & supervision of children, and conflict in the family. These projects engaged a total of 708 youths and 489 adult family members.

<b>Type of Projects</b>	<b>2013</b>	<b>2014</b>
Youth in conflict with law, authority and peers	43%	29%
Neighbourhood Pride	0%	24%
Parenting	14%	19%
Resolving Family Conflicts	10%	12%
Care & supervision of children	14%	10%
School Difficulties	10%	5%
Financial Difficulties	10%	2%



### A high level of youth voluntarism and community participation

We cultivate youth leadership by facilitating voluntarism and nurturing the youth as community leaders for the longer run. Youths with a sense of belonging, mastery, independence and generosity are more resilient against delinquent activities.

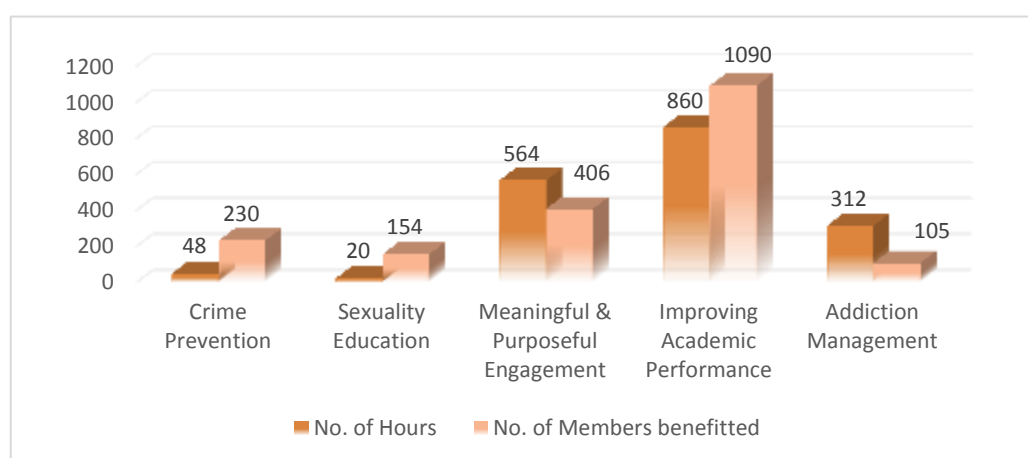
	2013	2014
Total number of volunteers	400	380
No. of volunteer leaders	40	51
No. of regular volunteers	80	88
No. of first time volunteers	280	241

By identifying existing platforms in the community, such as sports activities, social programmes and food distribution exercises, we facilitated youths to leverage on their strengths to volunteer in their community. The youth also shared about their involvement and experiences in being volunteer leaders with other civic groups who visited our organisation.

### (3) Outcomes that facilitate support from the wider community

#### Cooperation among helping agencies that provide meaningful programmes for our children, youths and families

The mainstream resources we succeeded in directing to our neighbourhoods engaged 1685 participants and addressed 5 main issues: improving academic performance, meaningful and purposeful engagement of youths, crime prevention, sexuality education, and addiction management



#### Increasing voluntarism and civil society participation to foster cohesion between wider society and our members

	2013	2014
Number of volunteers	2000	5059
Number of volunteer hours	33,296	45,262
Gifts received through donations-in-kind	\$ 407,473	\$ 323,765*

In 2013, the ratio of volunteer to staff hours was 24 volunteer hours for every 100 staff hours. This increased to 31 volunteer hours for every 100 staff hours in 2014.

\* Zouk's venue sponsorship worth \$81,774.75 in 2013 was not required in 2014 due to a change in venue for Youth United Day.

Donations-in-kind	2013	2014
<b>Food Rations &amp; other food items</b>	<b>\$73,360</b> 229 Households received food packs an average of 4 times	<b>\$162,649</b> 394 Households received food packs an average of 4 times
<b>Sponsorship of venue, vouchers, tickets &amp; gifts</b>	<b>\$140,058</b> 2979 participants	<b>\$69,570</b> 2368 participants
<b>Activities &amp; Outings</b>	<b>\$172,840</b> 156 events with 6240 participants	<b>\$60,180</b> 57 events with 1807 participants
<b>Household items, appliances &amp; refurbishments</b>	<b>\$21,215</b> 113 Households had their living spaces improved	<b>\$30,377</b> 51 Households had their living spaces improved
<b>Pre-loved items</b>	<b>814</b> members have been touched from the distribution of pre-loved items	<b>865</b> members have been touched from the distribution of pre-loved items